


iPhone 4s Assembly


Step 1  Case screws


Step 4  Pressure Contact

Step 8 Battery

Step 9  Doc Connector Cable


Step 13 Plastic Ring

Step 14  Cable Cover

Step 19/20  Grounding Clip

Step 21  Stand Off

Step 23  Logic Board

Step 24  Logic Board/ Stand off

Step 26 Grounding finger

Step 27 Vibrator

Step 28  Speaker enclosure

Step 29 Plastic bracket

Step 30 Doc Connector

Step 32 to 36  Top Right  Bottom Right  Bottom Left  Top Left 